

## System Description










- MasterColor® CDM Elite is a medium wattage lighting solution based on Philips unique CDM technology, which consists of a specially developed lamp, ballast, and socket system, providing high quality and highly efficient white light.

### Product Specifications:







- Medium wattage:  
210 W and 315 W
- High Efficiency Lamp  
115-120 lm/W
- Electronic Ballast
- Master Color Quality  
CRI 90+
- Warm White light 3000K  
& Cool White light 4200K
- Universal Burning
- Lifetime: 20,000 hours



Wall - MH - Large

Remote					
	<a href="#"><u>M103</u></a>	<a href="#"><u>M104</u></a>	<a href="#"><u>M107</u></a>	<a href="#"><u>M116</u></a>	<a href="#"><u>M204</u></a>
Integral					
	<a href="#"><u>M108</u></a>		<a href="#"><u>M408</u></a>	<a href="#"><u>M409</u></a>	<a href="#"><u>M412</u></a>

Ceiling - MH - Large

Remote					
	<a href="#"><u>M103</u></a>	<a href="#"><u>M104</u></a>	<a href="#"><u>M107</u></a>	<a href="#"><u>M116</u></a>	<a href="#"><u>M127</u></a>
					
	<a href="#"><u>M204</u></a>			<a href="#"><u>M429</u></a>	
Integral					
	<a href="#"><u>M108</u></a>		<a href="#"><u>M406</u></a>	<a href="#"><u>M408</u></a>	<a href="#"><u>M409</u></a>
					
					<a href="#"><u>M412</u></a>

## Vertical - MH - Large

Remote



[M152](#)



[M153](#)

Integral



[M154](#)



[M454](#)

## Uplighting - MH - Large

Remote



[M152](#)



[M153](#)



[M453](#)

Integral



[M154](#)



[M454](#)



[M454](#)



[M156 1-way](#)



[M156 2-way](#)




[M456](#)

## Ground - MH - Large

Remote



[M152](#)



[M153](#)



[M453](#)

Integral



[M154](#)



[M454](#)



[M454 Ensc](#)